

Learning Node

MUHAMMAD USMAN AKRAM

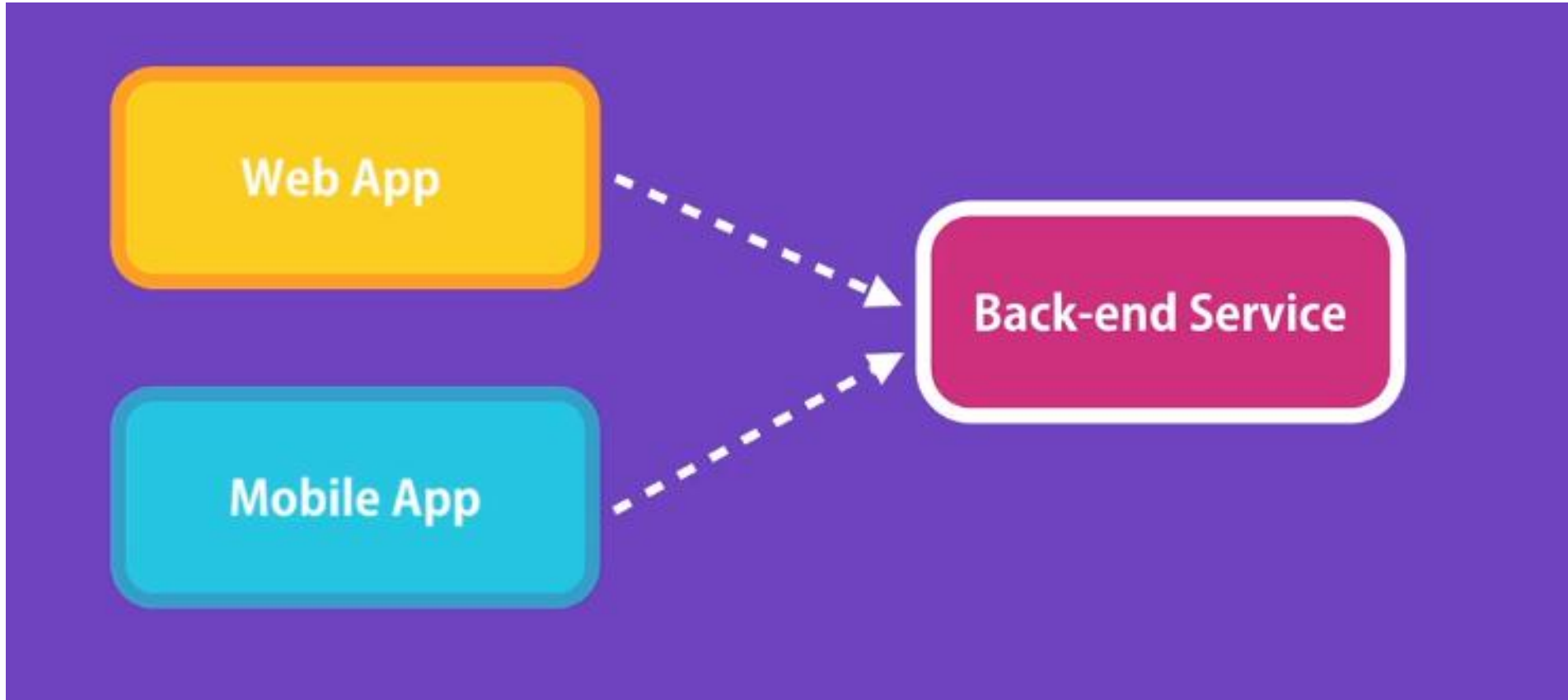


Node Getting Started

A run Time Environment for Executing Java Script Code.
Mostly we build



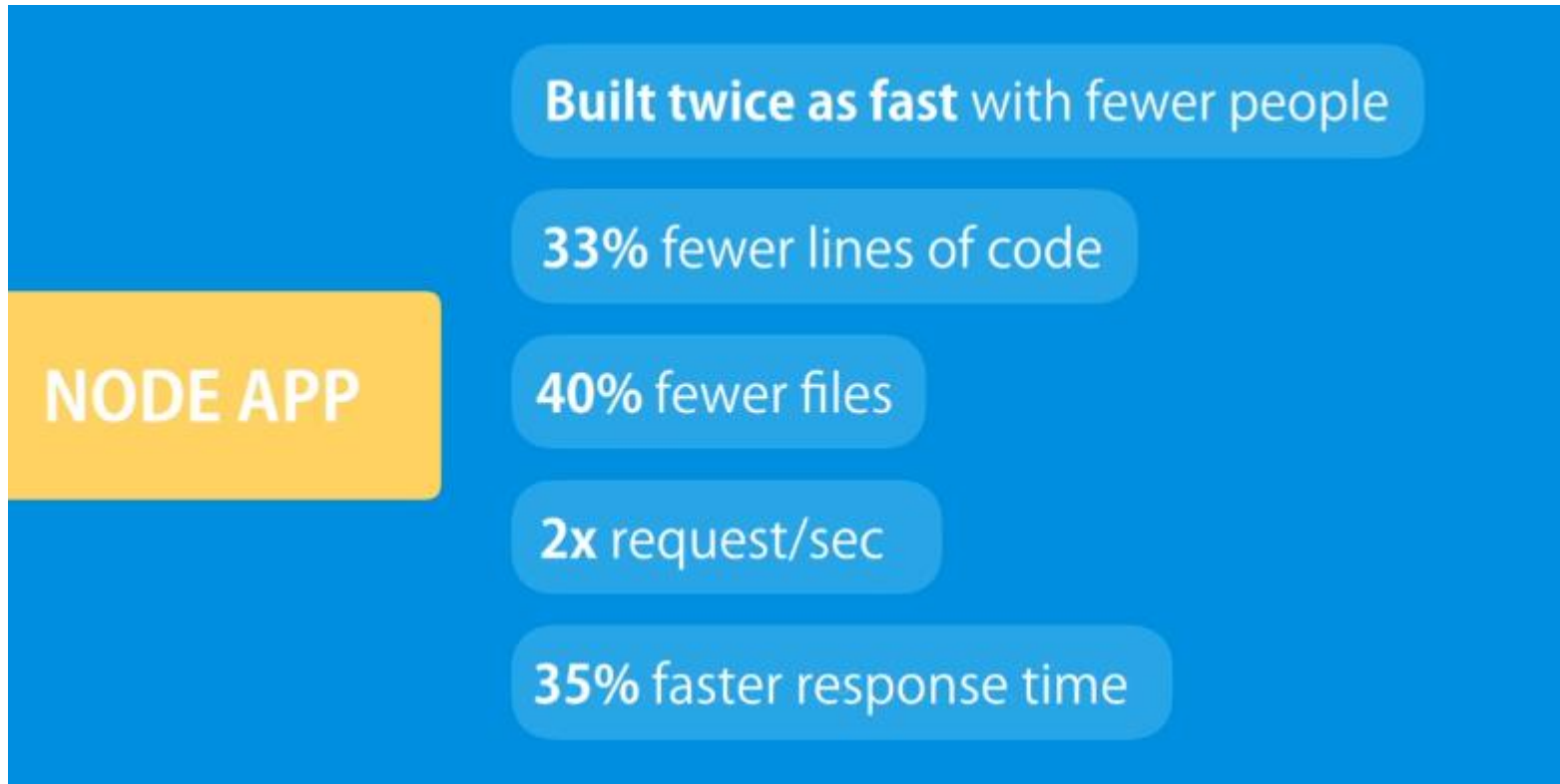
Application Programming Interface



Highly-scalable, data-intensive
and real-time apps

Why Node

Paypal, Uber, NetFlix, Wall Mart



Great for prototyping and agile development

Superfast and highly scalable

JavaScript everywhere

Cleaner and more consistent codebase

Large ecosystem of open-source libs

Node Architecture



Chakra

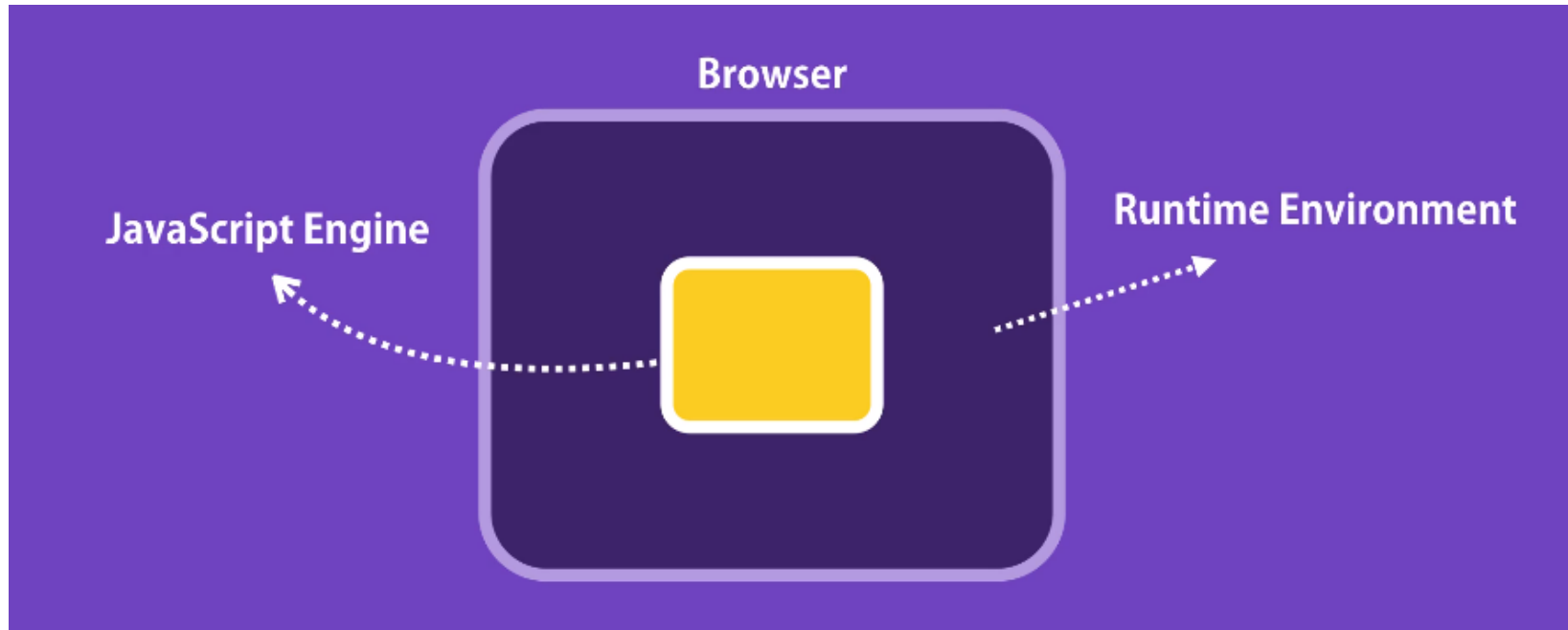


SpiderMonkey

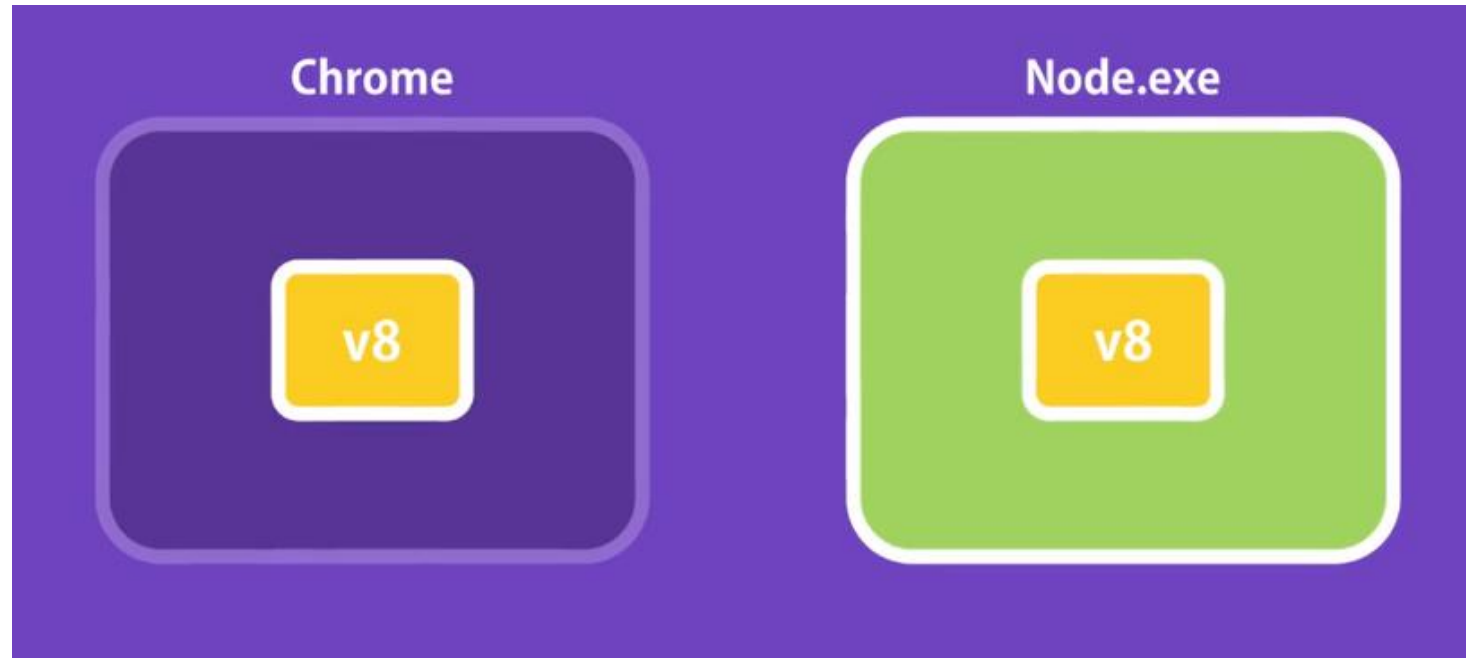


v8

Node Architecture



Node Architecture by Ryan Dahl



JSON

JAVASCRIPT OBJECT NOTATION

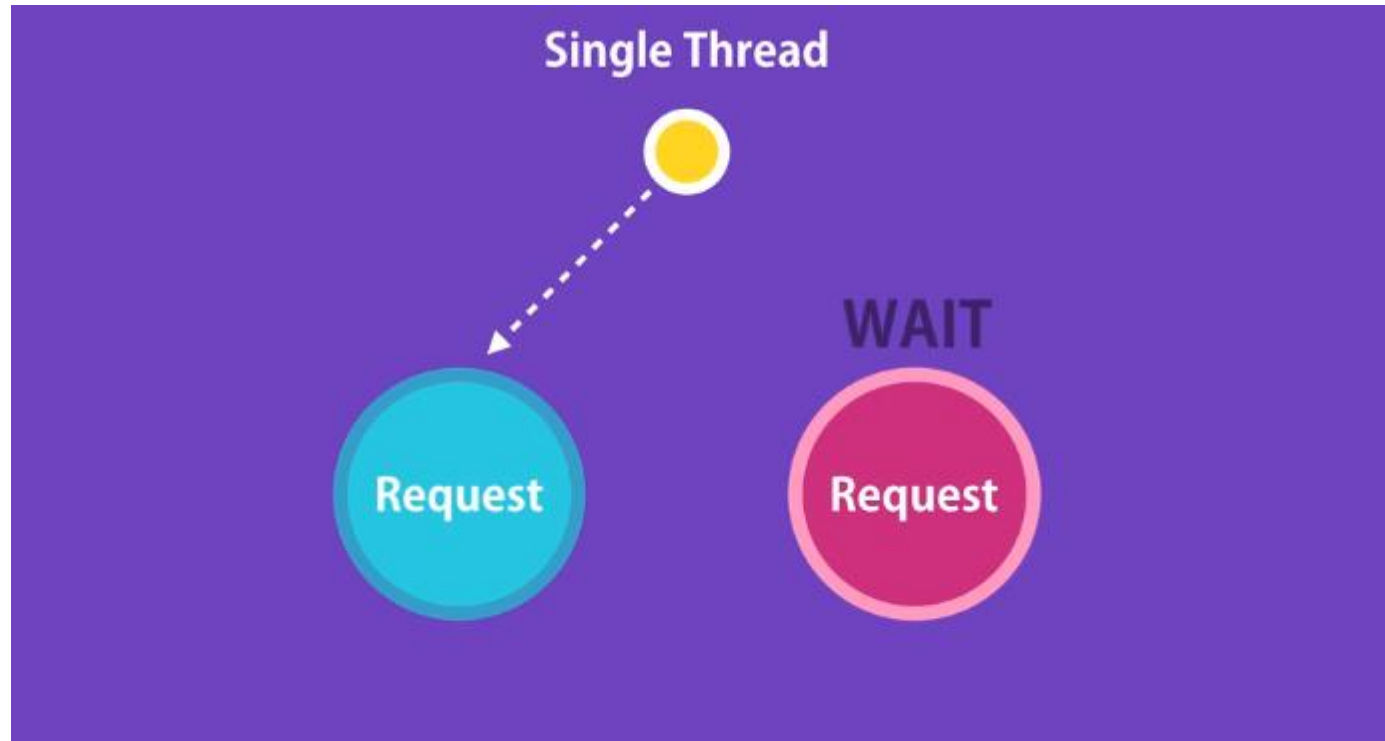
Object

```
{  
    "name": "Jack B. Nimble",  
    "at large": true,  
    "grade": "A",  
}
```

Node Architecture by Ryan Dahl

```
document.getElementById('');  
fs.readFile()  
http.createServer()
```

Not suitable for computational Hungry Tasks



[HOME](#)[ABOUT](#)[DOWNLOADS](#)[DOCS](#)[GET INVOLVED](#)[SECURITY](#)[NEWS](#)[FOUNDATION](#)

Node.js® is a JavaScript runtime built on Chrome's V8 JavaScript engine.

Download for Windows (x64)

10.15.0 LTS

Recommended For Most Users

[Other Downloads](#) | [Changelog](#) | [API Docs](#)

11.6.0 Current

Latest Features

[Other Downloads](#) | [Changelog](#) | [API Docs](#)

node app.js

```
function sayHello(name) {  
  console.log("Welcome " + name);  
}  
sayHello("Usman");  
  
//window or document objects are not available here
```

Node Recap

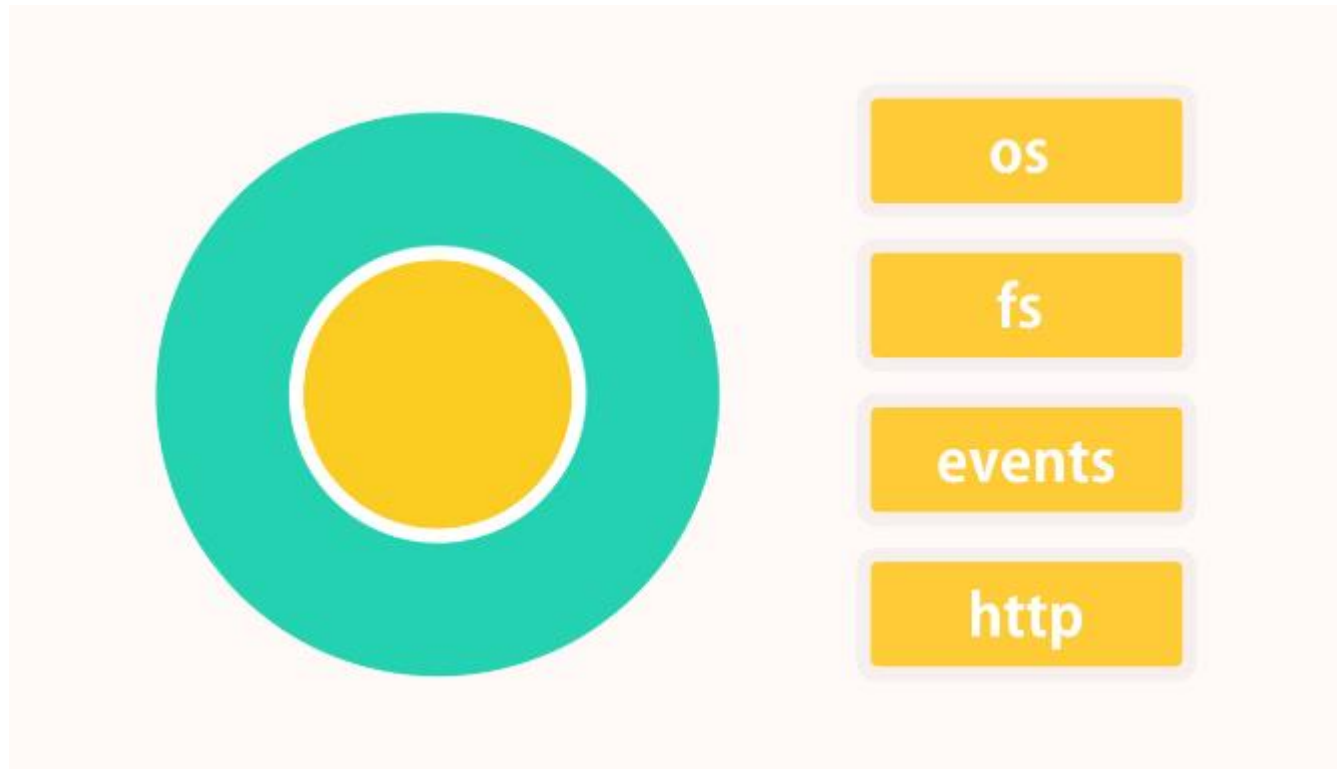
- Node is a runtime environment for executing JS code. –
- Essentially, Node is a C++ program that embeds Chrome's v8 engine, the fastest JS engine in the world. –
- We use Node to build fast and scalable networking applications. It's a perfect choice for building RESTful services. –
- Node applications are single-threaded. That means a single thread is used to serve all clients. –

Node Recap

- Node applications are asynchronous or non-blocking by default. That means when the application involves I/O operations (eg accessing the file system or the network), the thread doesn't wait (or block) for the result of the operation. It is released to serve other clients. –
- This architecture makes Node ideal for building I/O-intensive applications. –
- You should avoid using Node for CPU-intensive applications, such as a video encoding service. Because while executing these operations, other clients have to wait for the single thread to finish its job and be ready to serve them. –
- In Node, we don't have browser environment objects such as window or the document object. Instead, we have other objects that are not available in browsers, such as objects for working with the file system, network, operating system, etc.

Node

MODULE SYSTEM



Window object is not available here

```
console.log(); // global
```

```
setTimeout()  
clearTimeout();
```

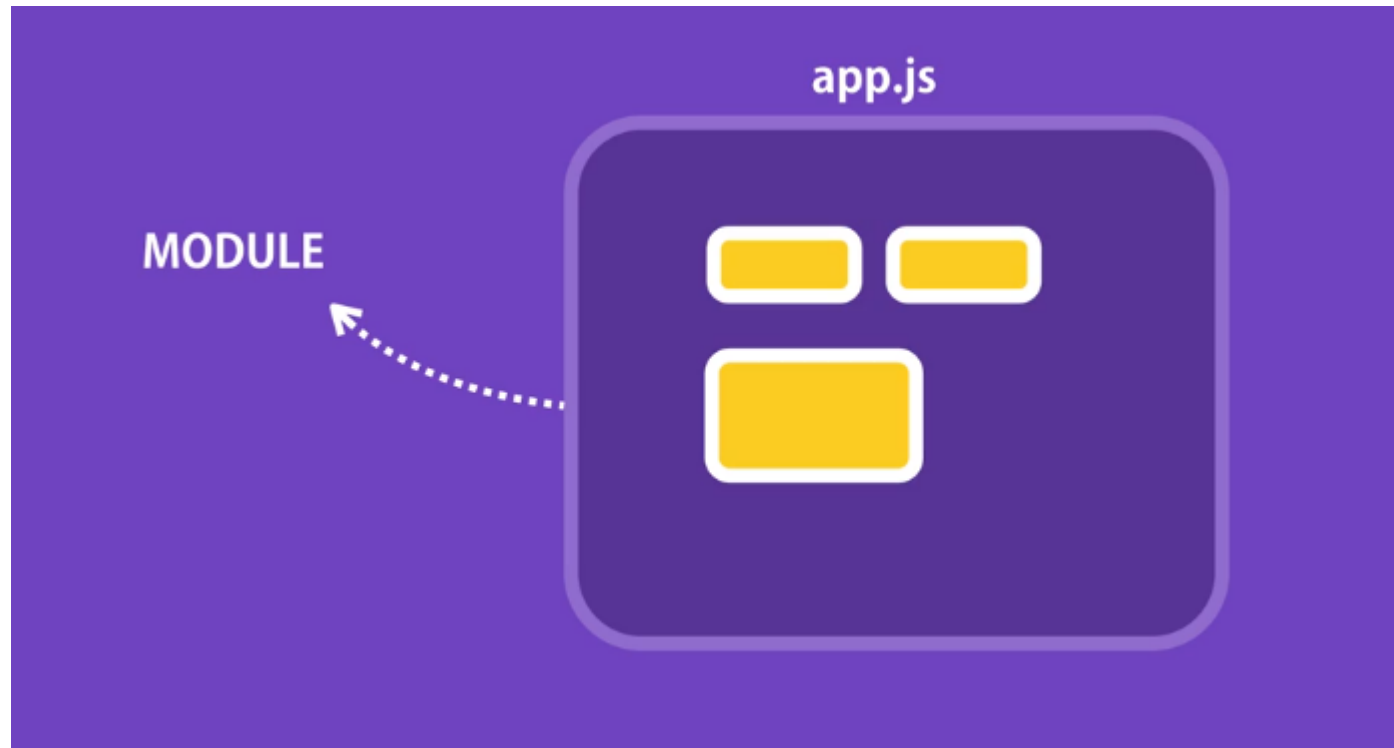
```
setInterval()  
clearInterval()
```

```
window.console.log
```

Modularity



Every file is a module



Logger.js exporting log function and url

```
//parameters available here
//exports,require, module, __filename,__dirname
function log(message) {
  console.log(message);
}
var url="usmanlive.com";
console.log(__filename);
console.log(__dirname);
module.exports.log = log;
module.exports.url = url;
```

Using logger.js

```
const logger = require ('./logger');  
logger.log("Hello Usman");
```

Exercise

Install jshint

- `npm install -g jshint`
- `jshint app.js`

Head to nodejs.org and explore docs

Built in modules (path)

```
const path = require('path');  
const pathObj = path.parse(__dirname);  
console.log(pathObj);
```

```
first-app $  
first-app $node app.js  
{ root: '/',  
  dir: /Users/moshfeghamedani/Desktop/node-course/first-app',  
  base: 'app.js',  
  ext: '.js',  
  name: 'app' }  
first-app $
```

Built in modules (fs)

```
const fs = require('fs');
//sync should be avoided at all cost
//console.log(fs.readdirSync("./"));
files = fs.readdir('./', function
name(err, result) {
  if(result) console.log(result);
});
console.log(files);
```

Built in modules (os)

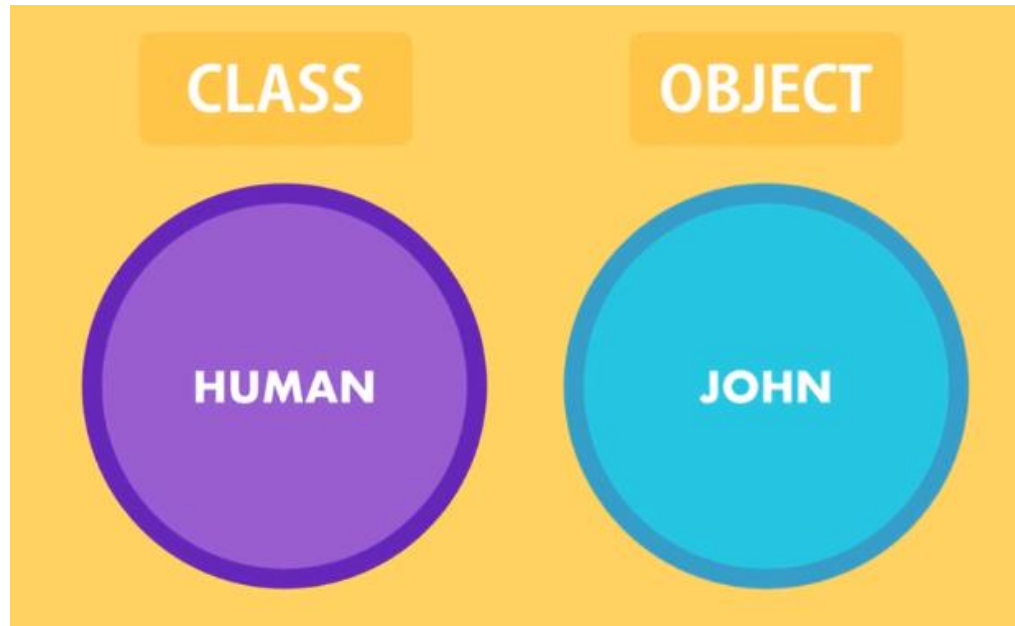
```
const os = require('os');  
console.log(os.freemem());  
console.log(os.uptime());  
//template string available with ES6  
console.log(`Home Directory ${os.homedir}`);
```

Built in modules (os)

```
const fs = require('fs');  
//sync should be avoided at all cost  
//console.log(fs.readdirSync("./"));  
files = fs.readdir('./', function  
name(err, result) {  
  if(result) console.log(result);  
});  
console.log(files);
```

Node Events

```
const EventEmitter = require('events');  
const emitter = new EventEmitter();
```



Here's a prototype-based class User

```
function User(name) {  
  this.name = name;  
}  
User.prototype.sayHi = function() {  
  alert(this.name);  
}  
let user = new User("John");  
user.sayHi();
```

The “class” syntax

```
class User {  
  constructor(name) {  
    this.name = name;  
  }  
  sayHi() {  
    alert(this.name);  
  }  
}  
  
let user = new User("John");  
user.sayHi();
```

A MessageLogged Event

```
const EventEmitter = require('events');
const emitter = new EventEmitter();
emitter.on("MessageLogged", function(args) {
    console.log("Event Received", args);
})
emitter.emit('MessageLogged', {id:1, name: 'hello'});
```


logger.js

```
const EventEmitter = require('events');
class Logger extends EventEmitter {
  log(message) {
    console.log(message);
    this.emit("MessageLogged"); //pass params also
  }
}
module.exports = Logger;
```

app.js

```
const Logger = require ( './logger' );  
var logger = new Logger();  
logger.on( 'MessageLogged', function () {  
    console.log( "Event captured" );  
});  
logger.log( "Log this mssage" );
```

Node http module

WHOALA WE ARE BUILDING API NOW



http

```
const http = require('http');

const server = http.createServer();

server.on('connection', (socket) => {
  console.log('New connection...');
});

server.listen(3000);

console.log('Listening on port 3000...');
```

First api call listener – localhost:3000

```
const http = require('http');
const server = http.createServer((req, res) => {
  if (req.url === '/') {
    res.write(JSON.stringify([1, 4, 5, 6]));
    res.end();
  }
});
server.listen(3000);
console.log('server started at 3000....');
```

Exercise

Create a web server which should return dummy articles from url

- Localhost:3000/api/articles

Convert JSON to string

```
var arr = [ "John", "Peter", "Sally", "Jane" ];  
var myJSON = JSON.stringify(arr);
```

Convert String to JSON

```
var text = '{ "name": "John", "birth": "1986-12-14", "city": "New York" }';  
var obj = JSON.parse(text);  
obj.birth = new Date(obj.birth);
```